



INFOGRAMES North America, 5300 Stevens Creek Blvd., Suite 500, San Jose, CA 95129.
© 1999 Infogrames. All rights reserved. Pan Pan Trilcelon is a trademark of General Entertainment Co. Ltd. and used under license.

www.infogrames.net

Sega is registered in the US Patent and Trademark Office. Sega Dreamcast, the Dreamcast Swirl, are trademarks of SEGA - Sega of America, P.O. Box 7638, San Francisco, CA 94120. All Rights Reserved. Programmed in Japan. Made and printed in the USA.
WARNING: Operates only with NTSC televisions and Sega Dreamcast systems purchased in North and South America (except Argentina, Paraguay and Uruguay). Will not operate with any other televisions or Sega Dreamcast systems. Product covered under one or more of the following U.S. Patents: 5,460,274; 5,325,770; 5,627,895; 5,686,173; 4,442,486; 4,454,694; 4,462,078; It. 35,839; Japanese Patent No.2810538, (Patents pending in U.S. and other countries); Canada Patent No. 1,183,276. The ratings icon is a trademark of the Interactive Digital Software Association.



SEGA®

SEGA®



Infogrames logo
INFOGRAMES

EVERYONE
E
CONTENT RATED BY
ESRB

T-15105N

WARNINGS Read Before Using Your Sega Dreamcast™ Video Game System

CAUTION

Anyone who uses the Sega Dreamcast™ should read the operating manual for the software and console before operating them. A responsible adult should read these manuals together with any minors who will use the Sega Dreamcast™ before the minor uses it.

HEALTH AND EPILEPSY WARNING

Some small number of people are susceptible to epileptic seizures or loss of consciousness when exposed to certain flashing lights or light patterns that they encounter in everyday life, such as those in certain television images or video games. These seizures or loss of consciousness may occur even if the person has never had an epileptic seizure.

If you or anyone in your family has ever had symptoms related to epilepsy when exposed to flashing lights, consult your doctor prior to using Sega Dreamcast™.

In all cases, parents should monitor the use of video games by their children. If any player experiences dizziness, blurred vision, eye or muscle twitches, loss of consciousness, disorientation, any involuntary movement or convulsion, IMMEDIATELY DISCONTINUE USE AND CONSULT YOUR DOCTOR BEFORE RESUMING PLAY.

To reduce the possibility of such symptoms, the operator must follow these safety precautions at all times when using Sega Dreamcast™:

- Sit a minimum of 6.5 feet away from the television screen. This should be as far as the length of the controller cable.
- Do not play if you are tired or have not had much sleep.
- Make sure that the room in which you are playing has all the lights on and is well lit.
- Stop playing video games for at least ten to twenty minutes per hour. This will rest your eyes, neck, arms and fingers so that you can continue comfortably playing the game in the future.

OPERATING PRECAUTIONS

To prevent personal injury, property damage or malfunction:

- Before removing disc, be sure it has stopped spinning.
- The Sega Dreamcast™ GD-ROM disc is intended for use exclusively on the Sega Dreamcast™ video game system. Do not use this disc in anything other than a Sega Dreamcast™ console, especially not in a CD player.
- Do not allow fingerprints or dirt on either side of the disc.
- Avoid bending the disc. Do not touch, smudge or scratch its surface.
- Do not modify or enlarge the center hole of the disc or use a disc that is cracked, modified or repaired with adhesive tape.
- Do not write on or apply anything to either side of the disc.
- Store the disc in its original case and do not expose it to high temperature and humidity.
- Do not leave the disc in direct sunlight or near a radiator or other source of heat.
- Use lens cleaner and a soft dry cloth to clean disc, wiping gently from the center to the edge. Never use chemicals such as benzene and paint thinner to clean disc.

PROJECTION TELEVISION WARNING

Still pictures or images may cause permanent picture tube damage or mark the phosphor of the CRT. Avoid repeated or extended use of video games on large-screen projection televisions.


SEGA DREAMCAST VIDEO GAME USE

This GD-ROM can only be used with the Sega Dreamcast™ video game system. Do not attempt to play this GD-ROM on any other CD player; doing so may damage the headphones and/or speakers. This game is licensed for home play on the Sega Dreamcast™ video game system only. Unauthorized copying, reproduction, rental, public performance of this game is a violation of applicable laws. The characters and events portrayed in this game are purely fictional. Any similarity to other persons, living or dead, is purely coincidental.

Thank you for purchasing PENPEN Trilcelon™ for your Sega Dreamcast™.


CONTENTS

PENPEN	2
Getting Started	4
Controls	5
Starting The Game	8
TRICELÓN	9
VS ICELON	14
TIME TRIAL	15
Characters	18
Courses	22
Secret PENPEN and Levels	26
Credits	28
Help Line	28
Warranty	29



Please read this instruction manual before playing.

STORY



Somewhere in the universe, it is said that there is a planet called the "Iced Planet". The Iced Planet is covered with ice and snow, and it is where PENPENS, penguin-like creatures live.

Recently, creatures from other planets visited the Iced Planet. They saw PENPENS playing around on the iced field and came up with an idea; so "TRiCELON" was born, a sport based on the triathlon.

The TRiCELON race consists of ice-walking, belly-surfing, and swimming, and it soon became the most popular sport on the Iced Planet. Once a year, a grand TRiCELON is held to determine the number one TRiCELON athlete. Now, you and your friends can join in the competition any time you please!

GETTING STARTED

SEGA DREAMCAST™ HARDWARE UNIT



Control Ports

Use these ports to connect the Sega Dreamcast™ Controller or other peripheral equipment. From left to right are Control Port A, Control Port B, Control Port C, and Control Port D. Use each port to connect controllers for players 1 to 4 respectively. NOTE: Control Port can also be referred to as Port.

- Install your Sega Dreamcast™ according to the instructions in the User's Manual.
- Press the OPEN button to open the disc door.
- Press the PENPEN disc down (label side up) until it clicks in place.
- Manually press the disc door shut until it locks in place.
- Press the POWER button to turn on the power.

CONTROLS



PENPEN is a 1 to 4 player game. Before turning the Sega Dreamcast™ power ON, connect the controller or other peripheral equipment into the control ports of the Sega Dreamcast™.

To return to the title screen at any point during gameplay, simultaneously press and hold the A, B, X, Y and Start Buttons. This will cause the Sega Dreamcast™ to soft-reset the software and display the title screen.

Purchase additional controllers (sold separately) to play with two or more people.

ABOUT THE ANALOG THUMB PAD

The Analog Thumb Pad changes the direction and speed of the PENPEN.



ABOUT THE DIRECTIONAL BUTTON

The Directional Button is not used to control the PENPEN, but is used to select courses, PENPENS and races.

ABOUT THE START BUTTON

The Start Button is used to start the game. Once the game has started, you can pause the game and the following menu will appear:

RESUME GAME
RETRY
PENPEN HOUSE
BEDROOM

Start the race again from the paused point.
Return to the start zone and restart the race.
Cancel the race and return to PENPEN HOUSE.
Cancel the race and return to the GOOD NIGHT! screen.

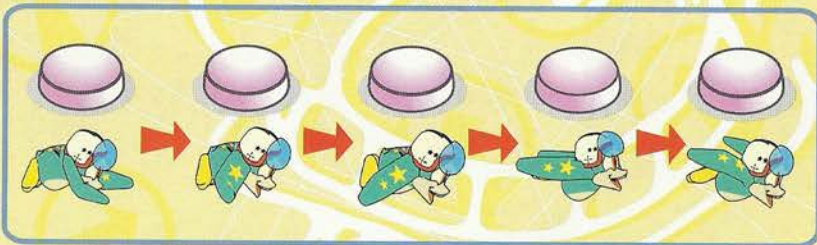
ABOUT THE B BUTTON

You can only attack in the direction that the PENPEN is facing. If the PENPEN hits another, the attacked PENPEN will slow down. You cannot use the Attack Button in the 6 start or check zones.

ABOUT THE A BUTTON

While ice-walking, the A Button is used to jump.

While belly-surfing or swimming, the A Button is used to stroke. When the A Button is pressed and held, the PENPEN moves his/her arms to make the stroke movement. When the PENPEN strokes, he/she speeds up, but when the arms move back, he/she slows down. To make the PENPEN belly-surf/swim faster, it is important to press the A Button repeatedly in good timing.



There is no brake button. Just release the A Button to slow down.

Never touch the Analog Thumb Pad or Triggers L/R while turning the Sega Dreamcast™ power ON. Doing so may disrupt the controller initialization procedure and result in malfunction.

STARTING THE GAME

The game will start automatically after the Sega Dreamcast™ Logo screen is displayed. Three game modes are displayed.

Use the Directional Button to choose the mode you wish to play. Press the A Button to confirm your choice.



TRICELON PEN



This is the main mode of the game. The goal is to win all the races and to become the champion.

The game always starts from the PENPEN HOUSE screen where the following menu appears:

RACE

Use the Directional Button to enter a race. Press the A Button to confirm a choice.

SELECT PENPEN

Use the Directional Button to choose a PENPEN. Press the A Button to confirm a choice.



SELECT COURSE

Use the Directional Button to choose a course. Press the A Button to confirm a choice.



SELECT RACE

Use the Directional Button to choose a race. Press the A Button to confirm a choice.

ABOUT THE DIFFERENT RACES

EASY ICELON

This race has 3 areas of ice-walking, belly-surfing and swimming. There are no obstacles on this course and your opponents are the easiest to beat.

MIDDLE ICELON

This race has 3 areas of ice-walking, belly-surfing, and swimming. There are various obstacles and your opponents are good.

LONG ICELON

This race has 4 areas of ice-walking, belly-surfing, swimming and another belly-surfing. There are a lot of obstacles and your opponents are very good.

You can participate in any race but it is better for you to try EASY ICELON first, MIDDLE ICELON next, and finally, LONG ICELON.

When you win a race, a medal icon shows up on the screen. You can select the medal-marked races again, but you will not be rewarded with any more items if you win again.



The race starts from the start zone. When the "GO!" signal appears, the PENPENs start to ice-walk.



CHECK ZONE

A Check Zone is inserted between the areas of ice-walking, belly-surfing, and swimming. The PENPEN automatically ice-walks, and you cannot control the PENPEN in this area. Get ready to control him in the next area.

GOAL/GOAL MENU

The Goal Menu is displayed when the PENPEN goes under the goal gate. If you win the race, a different type of Goal Menu will be displayed.

AWARD CEREMONY

Go to the Award Ceremony screen. (when you are the winner).

TRY AGAIN

Enter the same race again. (if you don't win).

REPLAY

Watch the race again from a different camera angle.

PENPEN HOUSE

Go to the PENPEN HOUSE.

BEDROOM

Go to the GOOD NIGHT! screen.



DRESS UP

A PENPEN can put on items that are awarded when you win races. Use the Directional Button to choose a PENPEN to be dressed-up. Press the A Button to confirm your choice. Use the Directional Pad to choose an item. Press A Button to confirm your choice. If the PENPEN is already wearing an item, the current item will be replaced with the new one.

To remove an item, use the Directional Button to highlight REMOVE. Press the A Button to confirm the choice.

Some items are called Kit Items. When you collect two (or three) Kit Items, they will be treated as a single item.

RESULT

Here you can check the results. Use the Directional Button to choose a PENPEN. The current results for that PENPEN are displayed in the upper half of the screen. Group results are displayed in the lower half of the screen.



RACE

How many races did the chosen PENPEN participate in?

WINNER BOOBY

How many times did the chosen PENPEN win?

How many times did the chosen PENPEN finish last?

DRESS UP

RACES ENTERED

WINNER

BOOBY

DRESS-UP ITEMS

What is the chosen PENPEN wearing now?

Total number of races that all of the PENPENS have participated in.

Total number of wins of all the PENPENS.

Total number of last places for all the PENPENS.

Total number of items collected by all the PENPENS.



GOOD NIGHT!

In the Good Night! screen, you can save the current game. Use the Directional Button to highlight "YES" for save, and "NO" for not to save. You can save your game files by inserting a memory card (sold separately) into Expansion Socket 1 or 2.

To save your data, you need a memory card with at least 5 blocks of available memory. When saving a game file, never turn OFF the Sega Dreamcast™ power, remove the memory card or disconnect the controller.

VS. ICELON

All players must choose a different PENPEN to race.



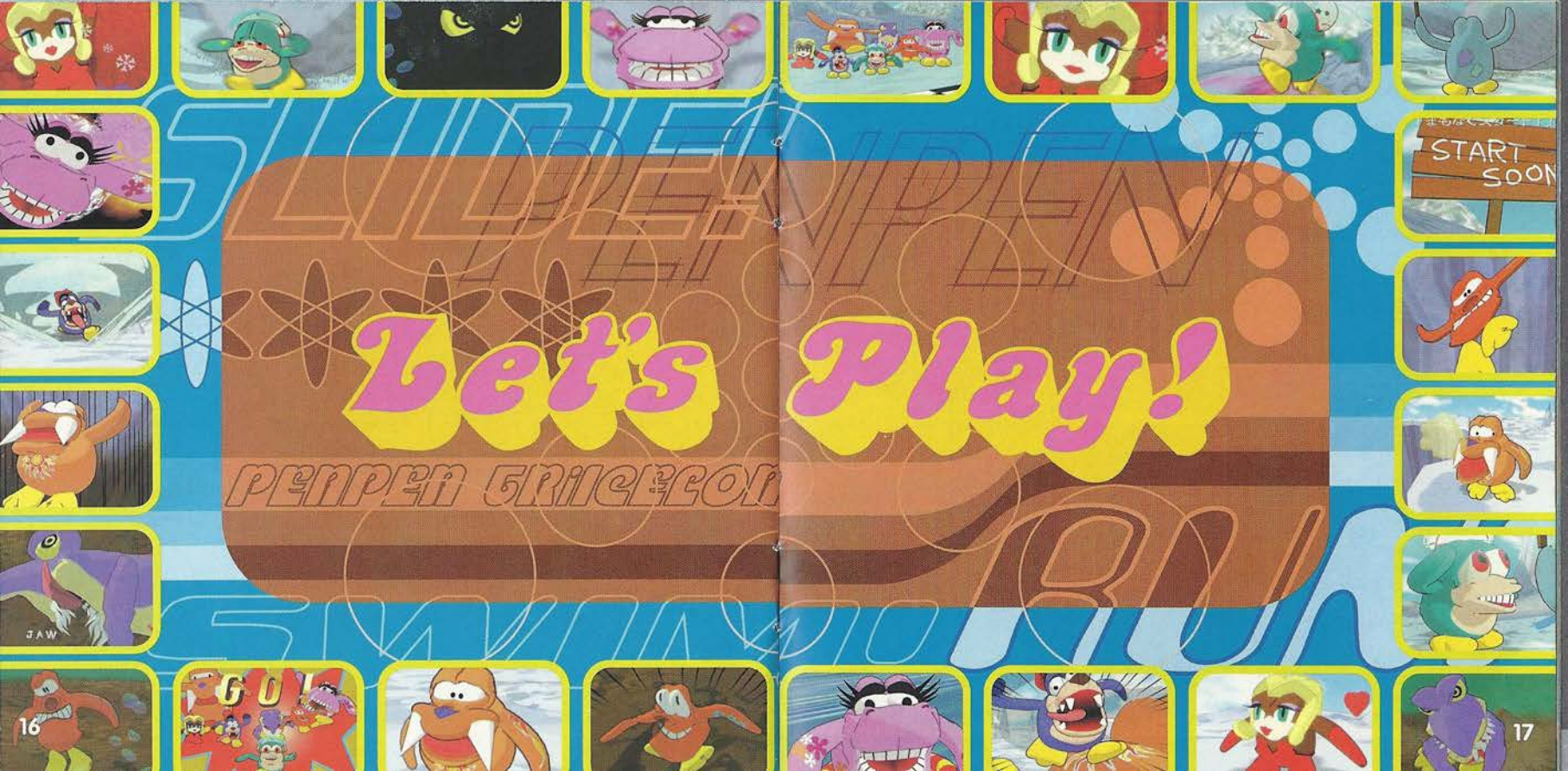
2-4 players can play TRiCELON simultaneously on the divided screen.



TIME TRIAL

The objective of this mode is to ice-walk, belly-surf, and swim faster than the clock. There are no competitors or obstacles on this course, so you can improve your skill and technique. The current time compared to the best time are displayed at the Check Zones and at the Goal Gate.





Let's Play!

PEPPER BRICEYOP

START SOON

CHARACTERS



PEN Type:

PENPEN

Sex:

Male

Characteristics:

He is always happy,
and he loves speed.



PEN Type:

PENDOG

Sex:

Male

Characteristics:

He is a little daft but
always speeds ahead.

PEN Type:

PENPEN

Sex:

Female

Characteristics:

She is fashionable
and very cute.



PEN Type:

PENCTOPUS

Sex:

Female

Characteristics:

He is a joker, and he
loves to play tricks.



★ CHARACTERS ★



PEN Type:
PENSEAL

Sex:
Male

Characteristics:
Very very strong
but a little slow.



PEN Type:
PENHIPPO

Sex:
Female

Characteristics:
She speaks and
acts very coyly.

PEN Type:
PENSHARK

Sex:
Male

Characteristics:
He is grumpy and
bad tempered.



PEN Type:
???

Sex:
Male

Characteristics:
???



COURSES

Course Owner : Mrs. Cream

The mayor of the Sweet Town.
She is kind and friendly.



SWEETS

Mrs. Cream made a course with
candies, chocolates and other sweets.



Twinkles

They were named after
little twinkling
stars in the sky.


Sweet Town Kids

Be careful of their tricks!
They like to try and fool you.



Course Owner : Unga Pogo

A young leader in the jungle area.
He loves animals and nature.



JUNGLE

Unga Pogo loves nature.
His course was built in the jungle.



Mammoth

He loves walking
but his huge body
sometimes disturbs
the TRiCELON race.

icebat

They usually live in
the cave. Be careful
of their group attack.



Course Owner : Bambi Mask

A colorful-dressed gentleman. He is always wearing a mask to make kids smile. Nobody has seen his true face under the mask.



TOYS

Bambi Mask's toys are placed here and there. This course has a lot of tricks and traps.



Bathtubman

Places around them are always clean.



iceflowers

They are always dancing to cheer the PENPENS on.



Course Owner : Horror Man

A count from the Horror family which rules all monsters and ghosts on the Iced Planet. He is 4771 years old and loves scaring others.



HORRORS

Horror Man built a haunted course around his house.



Mogutan

Strange creatures seen here and there.

Their pretty figures and actions are watched by everybody on the Iced Planet.



Ghosts

They are floating in the air. Be careful not to get too close, or you'll be haunted.



SECRET PENPEN AND LEVELS

Once you have won all the races,
you may find a few surprises!





Credits

VP of Infogrames Heroes Label

Catherine Simon

Director Of UK Operations

Richard Courtois

Product Manager

Sarah Allen

Publishing

Emmanuelle Tahmazian

Sylvie Combet

Beatrice Vrdoldjak

Testing

Stéphane Pradier and

Infogrames Testing Department

Translation

Beate Reiter

Béatrice Rodriguez

Monia Steinhauer

Coordination with Sega

Rebecka Pernered

Developer

General Entertainment Co. Ltd.

Package and Manual Design

Katherine Lee,

Beeline Group, Inc.



Help Line

Customer Support

You can ask for help with your Infogrames game by reaching us by Phone, Fax, Online and Mail:

PHONE: Tech Support can help you by phone between the following hours:

Monday - Thursday 8:00am - 1:00pm, 2:00pm - 5:00pm

PST and

Friday 9:00am - 1:00pm, 2:00pm - 5:00pm PST

(408) 296-8400

FAX: Faxes may be sent anytime to: **(408) 246-0231**

Please include phone number on all faxes

MAIL: **Infogrames North America Tech Support**

5300 Stevens Creek Blvd., Suite 500

San Jose, CA 95129



WARRANTY

Infogrames Entertainment, Inc. warrants to the original purchaser only that the disc provided with this manual and the software program coded on it will perform in accordance with the description in this manual when used with the specified equipment, for a period of 90 days from the date of purchase.

If this program is found to be defective within 90 days of purchase, it will be replaced. Simply return the disc to Infogrames Entertainment, Inc. or its authorized dealer along with a dated proof of purchase. Replacement of the disc, free of charge to the original purchaser (except for the cost of returning the disc) is the full extent of our liability.

THIS WARRANTY IS IN LIEU OF ALL OTHER WARRANTIES, WHETHER ORAL OR WRITTEN, EXPRESSED OR IMPLIED. ALL IMPLIED WARRANTIES, INCLUDING THOSE OF MERCHANTABILITY AND FITNESS FOR A PARTICULAR PURPOSE, IF APPLICABLE ARE LIMITED IN DURATION TO 90 DAYS FROM THE DATE OF PURCHASE OF THIS PRODUCT.

Infogrames Entertainment, Inc. shall not be liable for incidental and/or consequential damages for the breach of any express or implied warranty including damage to property and, to the extent permitted by the law, damages for personal injury, even if Infogrames, Inc. has been advised of the possibility of such damages. Some states do not allow the exclusion or limitation of any incidental or consequential damages or limitations on how long an implied warranty lasts, so the above limitations or exclusions may not apply to you.

This warranty shall not be applicable to the extent that any provision of this warranty is prohibited by any federal, state or municipal law which cannot be pre-empted. This warranty gives you specific legal rights and you may also have other rights which may vary from state to state.

You may not reproduce, prepare derivative works based upon, distribute copies of, offer for sale, sell, transfer ownership of, rent, lease, or lend to others the Program or accompanying documentation, or any portion or component of the Program or accompanying documentation; provided, however, that you may transfer the entire Program and accompanying documentation on a permanent basis as long as you retain no copies (including archival or backup copies) of the Program, accompanying documentation, or any portion or component of the Program or accompanying documentation, and the recipient agrees to the terms of the Agreement. Further, you may not modify, reverse engineer, disassemble, decompile or translate the Program or accompanying documentation, or any portion or component of the Program or accompanying documentation, nor may you make any copies of the Program modules for use with other programs. This Program is intended for private use only.



INFOGRAMES NORTH AMERICA

5300 Stevens Creek Blvd, Suite 500

San Jose, CA 95129

ESRB RATING

This product has been rated by the Entertainment Software Rating Board. For information about the ESRB rating, or to comment about the appropriateness of the rating, please contact the ESRB at 1-800-771-3772.

Sega is registered in the US Patent and Trademark Office. Sega Dreamcast, the Dreamcast Swirl, are trademarks of SEGA. Sega of America, P.O. Box 7639, San Francisco, CA 94120. All Rights Reserved. Programmed in Japan. Made and printed in the USA. WARNING: Operates only with NTSC televisions and Sega Dreamcast systems purchased in North and South America (except Argentina, Paraguay and Uruguay). Will not operate with any other televisions or Sega Dreamcast systems. Product covered under one or more of the following U.S. Patents: 5,460,574; 5,525,770; 5,627,895; 5,686,173; 4,442,486; 4,454,594; 4,462,079; No. 39,659, Japanese Patent No. 2879530, IPatents pending in U.S. and other countries; Canada Patent No. 1,183,276. The ratings icon is a trademark of the Interactive Digital Software Association.

SEGA